

2020 Food Shelf Statistics Report

**HUNGER
SOLUTIONS**

Winning Minnesota's Food Fight



Hunger Solutions Minnesota works to end hunger in our state. We take action to assure food security for all Minnesotans by supporting programs and agencies that provide food to those in need, advancing sound public policy, building grassroots advocacy, and informing and educating critical stakeholders about the status of hunger in Minnesota.

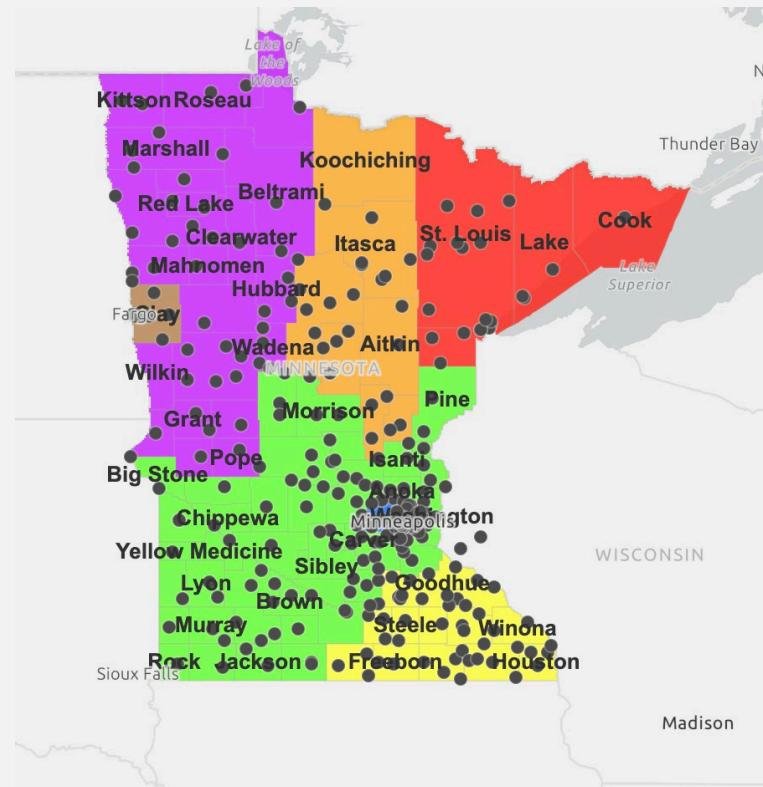


The Emergency Food Assistance Program (TEFAP) Food Shelves in Minnesota

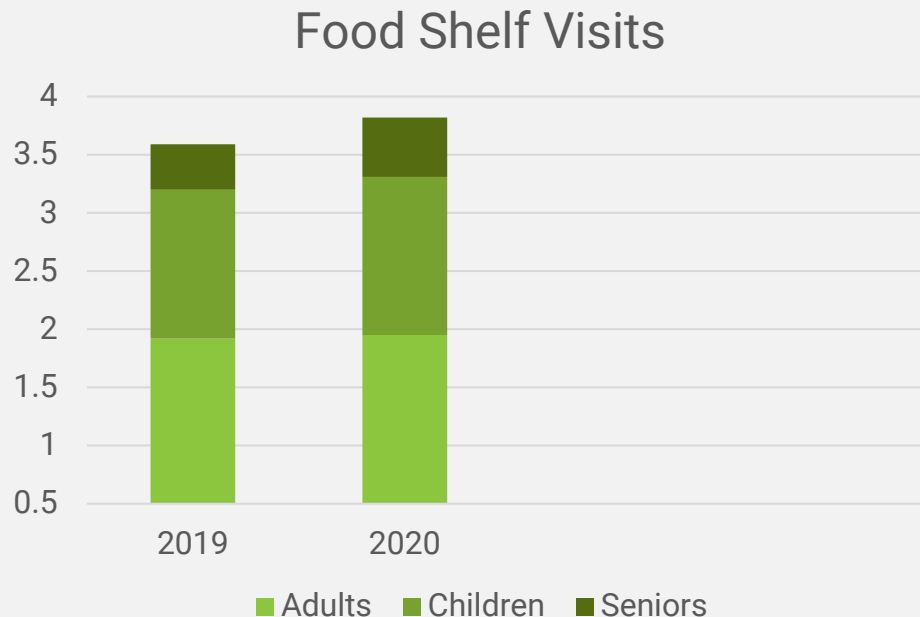
There are **350 food shelves** that participate in TEFAP throughout Minnesota

Each month TEFAP food shelves report their visitor data to Hunger Solutions.

In 2020 food shelves found new ways to innovate and adapt their programs and service models to meet the challenges of the year.



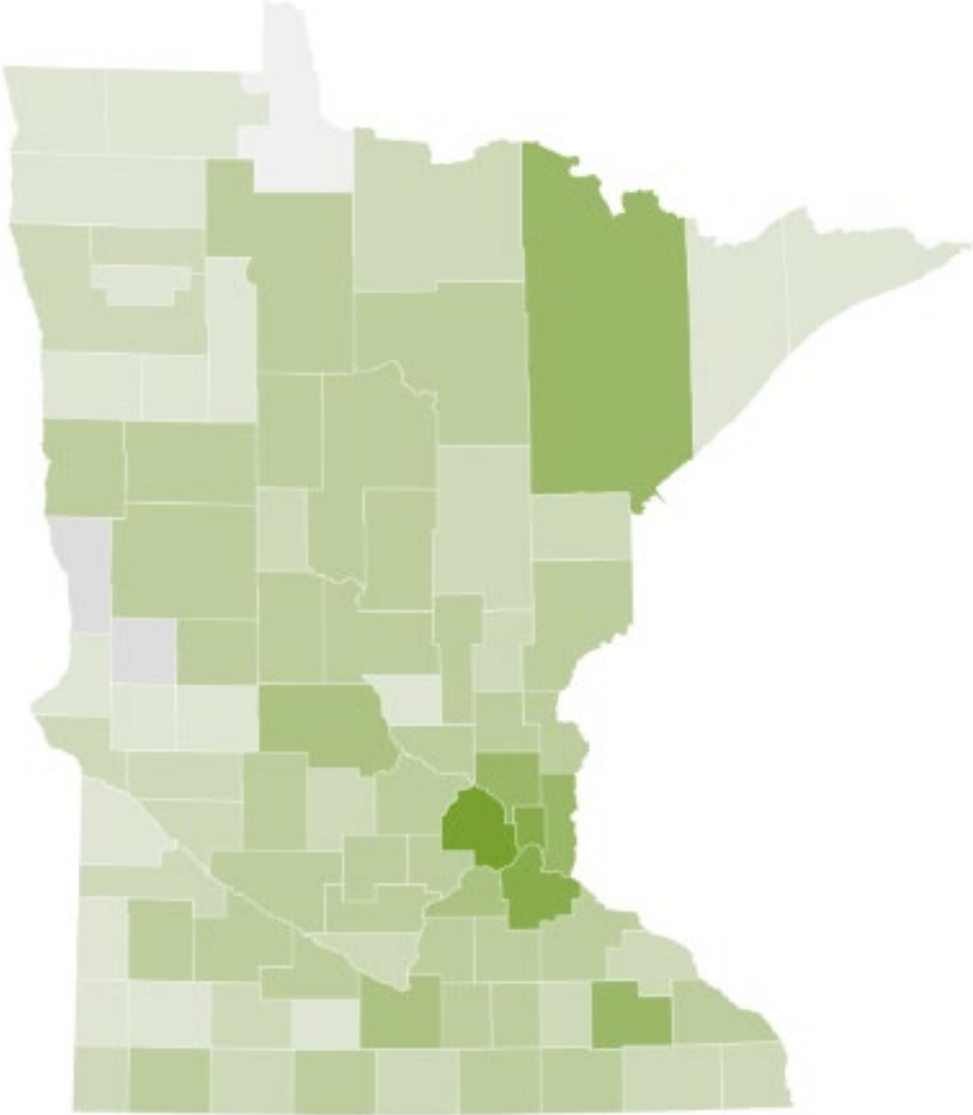
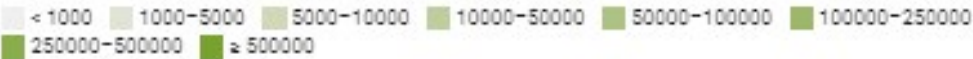
Minnesotans made 3,831,293 visits to food shelves in 2020



In 2019, there were 3.5 million visits statewide.
6.58% increase in food shelf visits in 2020.



Total visits to food shelves by county, 2020



The Twin Cities metro area saw the largest increase in visits to food shelves in 2020 with **434,587 more visits than 2019.**

In 2019, food shelves averaged 299,551 visits a month statewide.

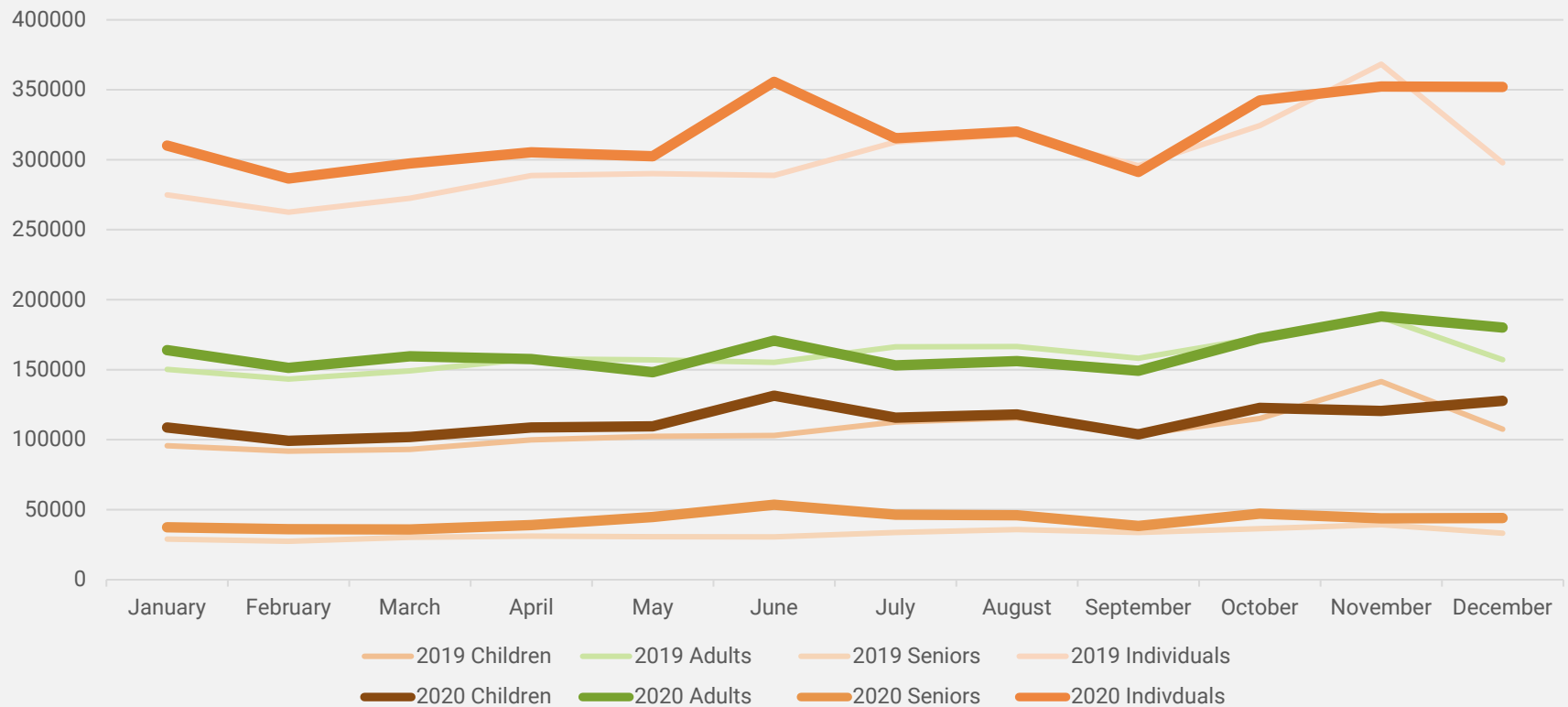
In 2020, food shelves averaged **319,274** visits a month statewide.



Increase in visits by category

- 6.71% increase in Children
- 1.52% increase in Adults
- 31.02% increase in Seniors
- 7% increase in pounds distributed

Visits to Food Shelves in Minnesota 2019 & 2020



WHAT DOES THIS MEAN?

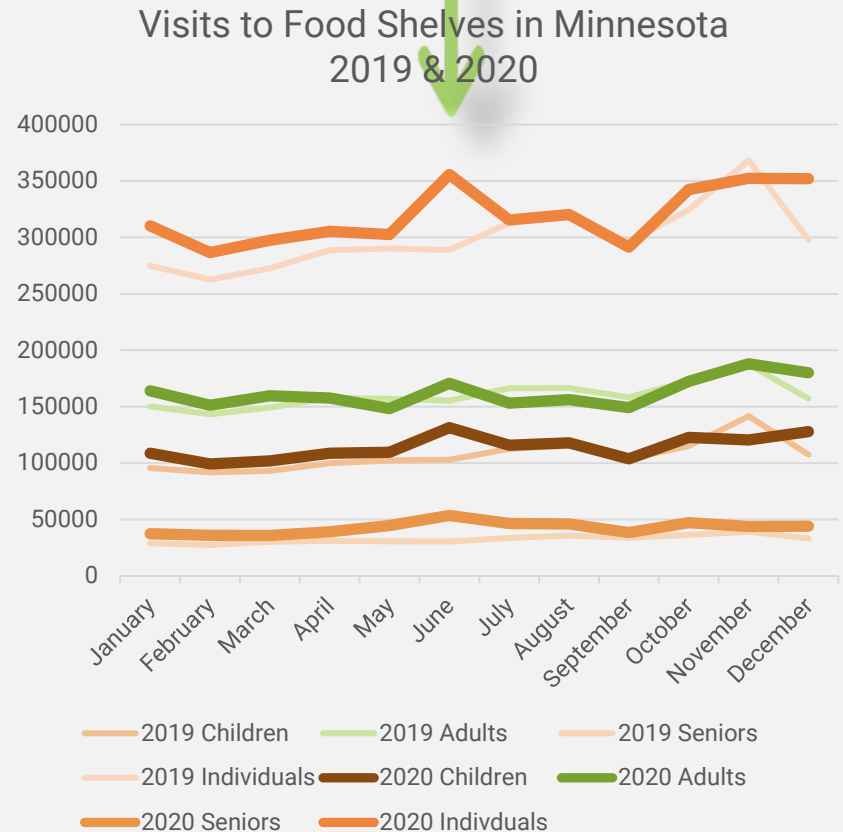
Three key takeaways



1

The largest increase overall was in June

- June saw a 23% increase in total food shelf visits (+66,857), accounting for **28%** of the total statewide food shelf visit increase for the year.
 - 28% increase in Child visits.
 - 10% increase in Adult Visits
 - 75% increase in senior visits
- Food shelf visits numbers reached in June are usually seen during the holiday season.



2 Senior visits continue to rise

In 2020, Minnesotan seniors made 512,539 visits to food shelves.

Up 31% from 2019.

Senior visits have been on the rise for the last decade.

Senior visits by percent increase

- All increases above 150% are outside the metro area.

County	# change senior visits	% change from 2019
Big Stone	1229	532%
Rock	1250	419%
Sibley	1871	409%
Swift	877	340%
Le Sueur	3583	303%
Chippewa	863	214%
Renville	1139	204%
Martin	1256	163%
Nicollet	783	154%
Todd	979	150%



3

Child visits could have been higher

In 2020 Minnesota children made **1,368,251** visits to their food shelves

6.7% increase in child visits to food shelves in 2020 compared with 2019

The 2020 increase of child visits could have been dramatically higher without programs and systems set in place like the Pandemic EBT Program (P-EBT) and free grab and go lunches from school districts.



Not the whole picture.

While Minnesota food shelves have seen an increase of almost 7%, this does not tell the whole story.

- CFAP boxes, pop up food shelves, and restaurant giveaways support hunger relief efforts and are not counted in the food shelf visits.
- Food shelves made use of State and Federal grants to innovate, adapt to COVID restrictions and improve service and outreach to serve more people in need.
- Food shelves in Minnesota have maintained the average number of pounds distributed even with the increase in visits.
- Increases in SNAP and P-EBT added resources to families already living in poverty and in some cases, reduced the reliance on food shelves. Additionally, the universal grab and go school lunch program provided a much-needed benefit for all children and families.



State and Federal COVID Relief Funds

Since May 2020, Hunger Solutions in partnership with the Department of Human Services has distributed \$21 million in grants to food programs throughout the state.

Transportation Grants

Hunger Solutions distributed \$3.76 million in grants to 113 agencies to expand transportation services around the state.

Minnesota COVID Food Fund

Hunger Solutions distributed \$12 million to 239 food programs throughout Minnesota to help respond to the COVID-19 crisis.

Minnesota Food Shelf Program (MSFP)

Hunger Solutions distributed \$5 million to 350 TEFAP food shelves in 2020.



Further Questions?

Colleen Moriarty, Executive Director

651-789-9840

cmoriarty@hungersolutions.org

**HUNGER
SOLUTIONS**

Winning Minnesota's Food Fight

