

By most indicators, Minnesota is a prosperous state. Our unemployment and poverty rates are among the lowest in the country and per capita income and homeownership are among the highest. Yet many Minnesotans struggle to make ends meet.

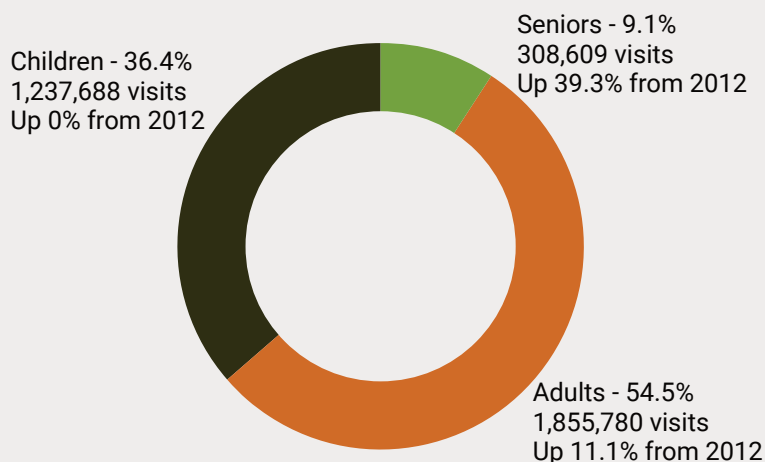
Adults, children, and seniors made 3,402,077 visits to food shelves in 2017. Since the recession, reaching over 3 million food shelf visits in a year has become the new normal for the emergency food system. 2017 marks the 7th consecutive year with over 3 million visits.

Last year, Minnesotans made **3,402,077** visits to food shelves.

2017 marks 7 consecutive years with over 3 million visits.

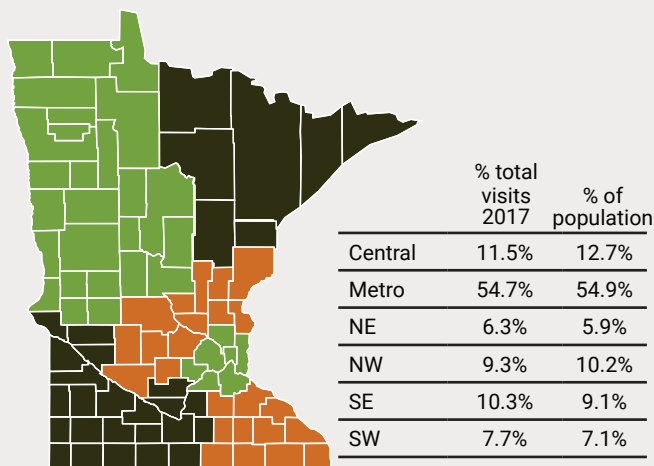


Share of food shelf visits by age, 2017



Source: Food shelf reports to MN DHS. Analysis by Hunger Solutions.

Food shelf visits by region, 2017

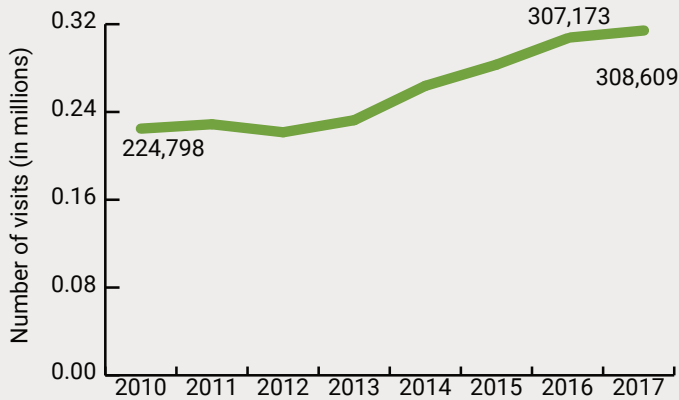


Sources: Food shelf reports to MN DHS. Analysis by Hunger Solutions  
U.S. Census Bureau, Population Division. Annual Estimates of the Resident Population, 2015.

# Senior visits on the rise

Seniors (adults 65 years and older) are the fastest growing group of food shelf users. From 2012 to 2017, the number of food shelf visits by seniors rose 39.3%.

## Number of food shelf visits by seniors, 2010-17



Source: Food shelf reports to MN DHS. Analysis by Hunger Solutions Minnesota.

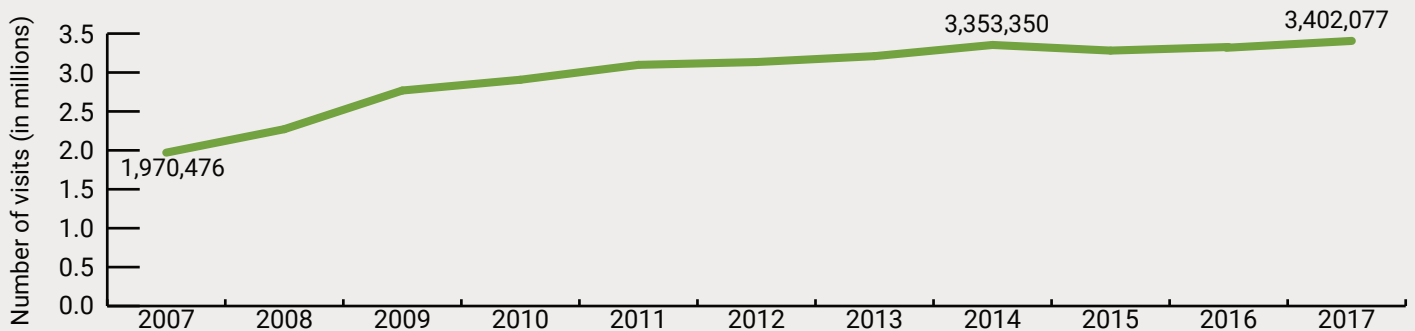


more than **6 people**  
would visit a food shelf  
**every minute.**

## 3 million visits = the new normal

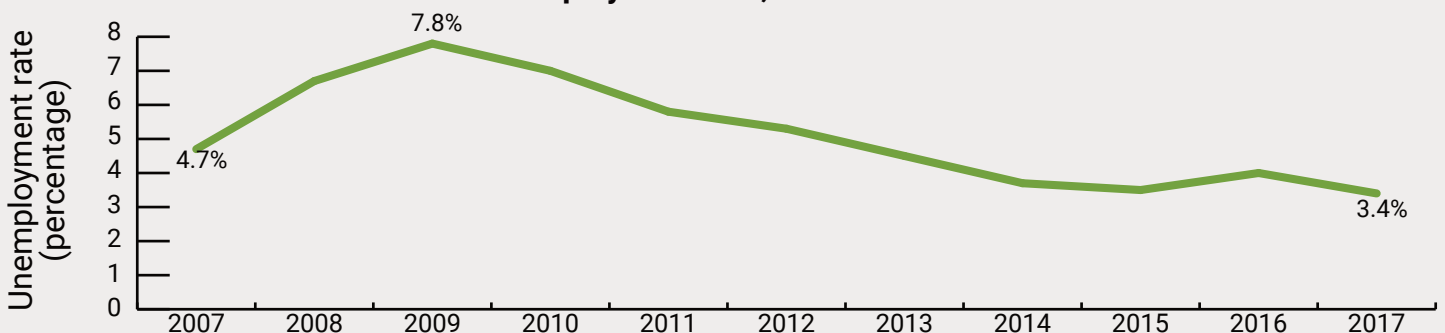
Three million visits per year has become the “new normal” in Minnesota. During the recession, the number of food shelf visits rose along with the unemployment rate. Yet in the years since, food shelf visits have stayed high while the state’s unemployment rate falls—suggesting that not everyone shares equally in Minnesota’s economic prosperity and that many food shelf visitors are working.

## Food shelf visits, 2007-2017



Source: Food shelf reports to MN DHS. Analysis by Hunger Solutions Minnesota.

## Unemployment rate, December 2007-2017



Source: MN DEED. Local Area Unemployment Statistics. \*Preliminary data for December 2017.

## Contact us:

555 Park Street, Suite 400  
St. Paul, MN 55103

Phone: (651) 486-9860  
Fax: (651) 486-9866

<http://hungersolutions.org>  
[info@hungersolutions.org](mailto:info@hungersolutions.org)