

# HUNGER SOLUTIONS

Winning Minnesota's Food Fight



## Annual Report 2015

2015 was a big year for Hunger Solutions Minnesota. We've continued our work to build a strong, state-wide hunger relief network through collaboration, connecting individuals and organizations to resources, and advocating for strong anti-hunger policies and programs.

Through the recession, we saw the number of Minnesotans in need rise. Today those numbers have stayed high and we're experiencing a "new normal" level of demand for services. We're responding by continuing to build the capacity of food shelves and other anti-hunger groups – whether it's through closer collaborations with state and nonprofit partners, new funding for programs like Mobile Food Shelves and Market Bucks, or answering more calls than ever to the Minnesota Food HelpLine, our state continues to be on the leading edge nationally in responding to the needs of Minnesotans who are hungry.

*Colleen Moriarty*  
Colleen Moriarty  
Executive Director

## SNAP Outreach




### MINNESOTA FOOD HELPLINE

A program of Hunger Solutions Minnesota

The Minnesota Food HelpLine answered **6,759** calls, emails, and live chats looking for help with food resources in 2015 and connected **9,791** people with food resources.

4,311 live calls  
794 voice mails

1,582 emails  
72 online live chats



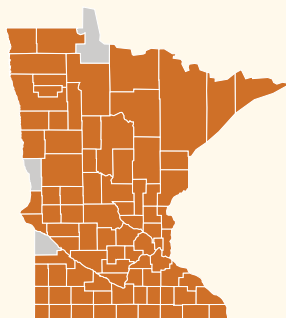
The HelpLine answered **35%** more calls than 2014.

**1,306**

callers were screened and qualified for SNAP

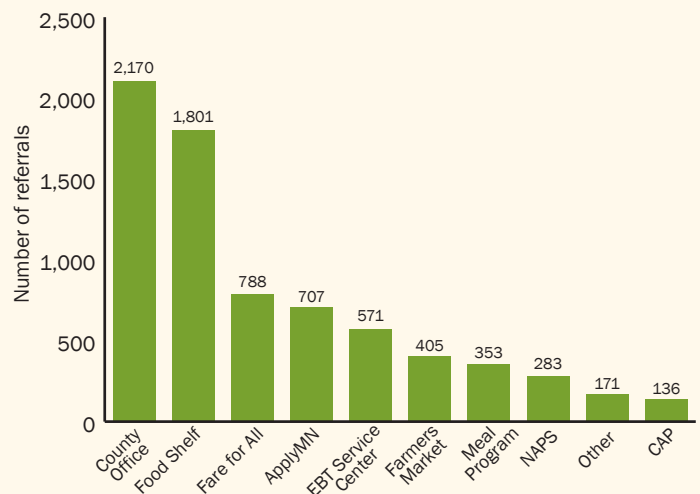
**1,362**

callers were already enrolled in SNAP



Calls to the HelpLine came from **84** of Minnesota's **87** counties.

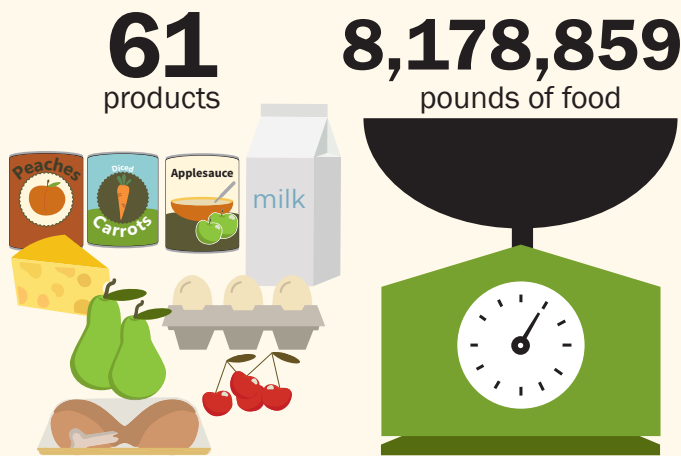
### Where HelpLine callers were referred



## Food Shelf Capacity

### The Emergency Food Assistance Program

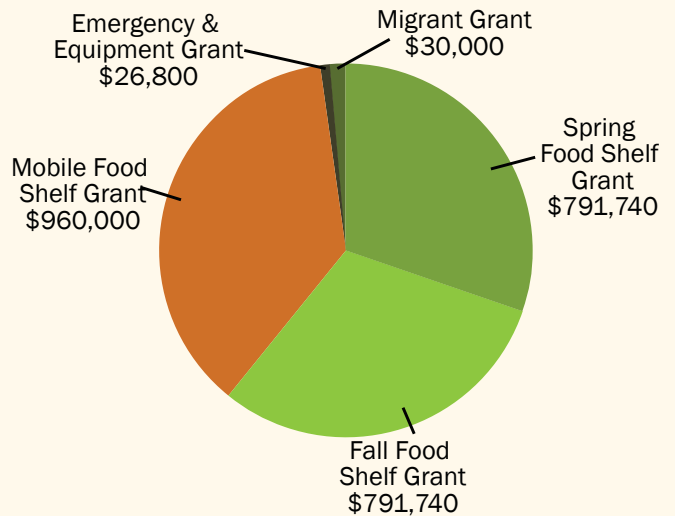
Hunger Solutions partners with the Minnesota Department of Human Services - Office of Economic Opportunity (OEO) to administer USDA's TEFAP. In FFY 2015, we distributed:



valued at **\$5.6 million** to 6 food banks serving 270 food shelves.

### State Grants


Hunger Solutions, in partnership with OEO, distributes state grants to food shelves.



In 2015, **\$2.6 million** was distributed to food shelves.

### The Open Your Heart Fundraising Challenge leveraged

**\$150,000**  
matching funds

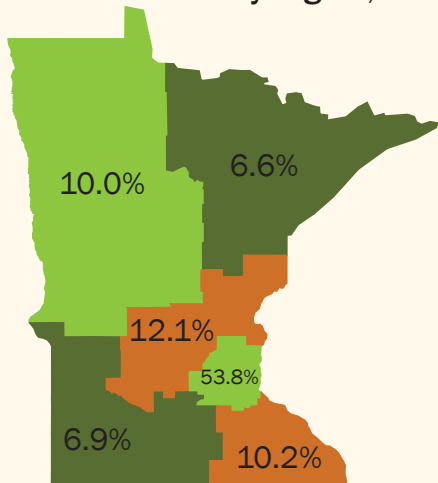


**\$1.5 million**  
in local fundraising by food shelves

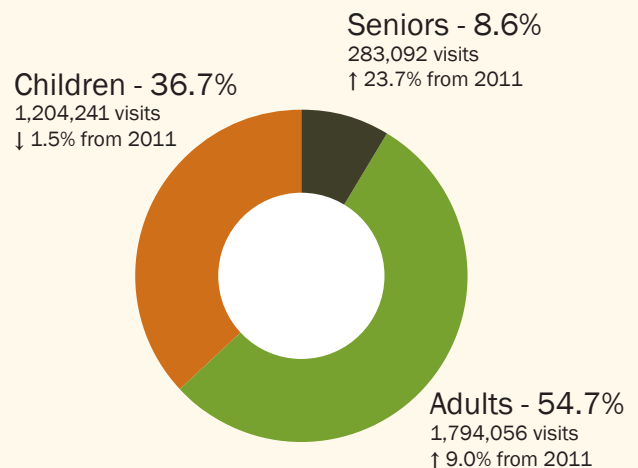
### Visits to food shelves

Minnesotans made 3,281,389 visits to food shelves in 2015—the fifth consecutive year with more than 3 million visits.

#### Food shelf visits by region, 2015



#### Share of food shelf visits by type, 2015



## Partners to End Hunger

Hunger Solutions chairs the Partners to End Hunger Coalition, 25 organizations working together on a common agenda with 9 priority bills. Our joint effort in 2015 secured **\$1.325 million** in new funding for anti-hunger programs.

## Voice of Hunger Network

Hunger Solutions connects anti-hunger advocates to lawmakers via the Voice of Hunger Network through:



Advocacy Alerts



Calls to lawmakers



Meetings



Hunger Day on the Hill

## Improving SNAP Access


In 2013, Minnesota lost its federal waiver allowing it to enroll childless adults in the SNAP program. An estimated 48,000 Minnesotans lost access to SNAP benefits as a result.

Together with the Commissioner of Human Services, the Lieutenant Governor and the Nutritious Food Coalition, the Department of Human Services created a taskforce to create recommendations to address the issue. The taskforce made 7 recommendations, 6 of which were implemented by the Department of Human Services. The remaining recommendation is awaiting legislative action.

Recommendations	
<input checked="" type="checkbox"/>	1
<input checked="" type="checkbox"/>	2
<input checked="" type="checkbox"/>	3
<input checked="" type="checkbox"/>	4
<input checked="" type="checkbox"/>	5
<input checked="" type="checkbox"/>	6
<input type="checkbox"/>	7


## Market Bucks

Our partners at Legal Aid & Mazon led the charge in passing the Healthy Eating Here at Home (HEHAH) bill and securing \$325,000 in annual Legislative funding for the Market Bucks incentive program. Market Bucks double the amount SNAP customers spend at farmers markets (up to \$10).

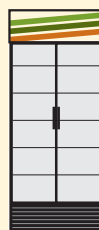


## Mobile Food Shelf

Distributed grants to **17 food shelves** ranging from \$10,000 to \$75,000. The funding helped



purchase 3 vehicles



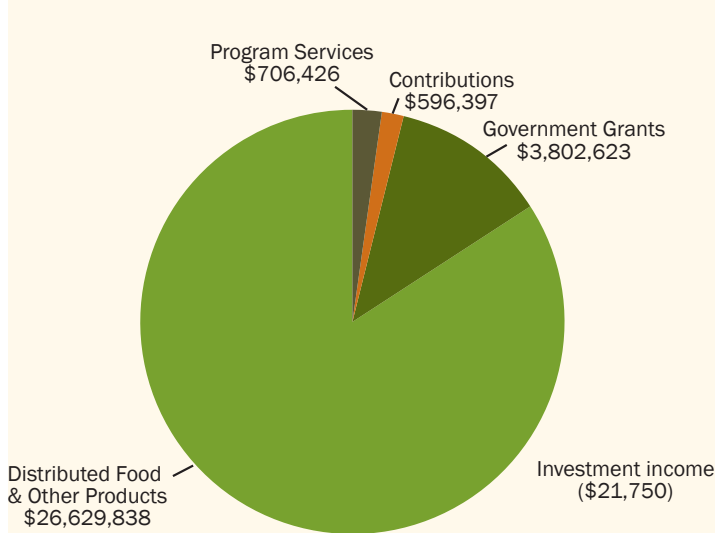
add refrigeration in one truck



add 41 new service sites

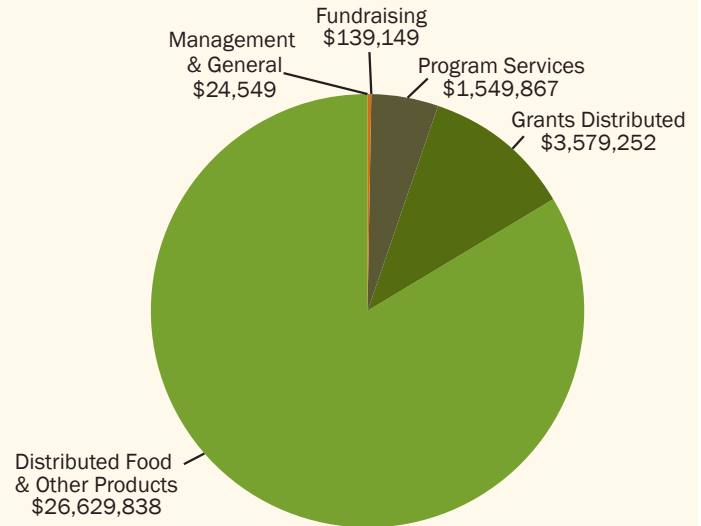
## Financials

### Revenue



Total Revenue: \$ 31,713,534

### Expenses



Total Expenses: \$ 31,922,655

**99.5%** of Hunger Solutions Minnesota's funding goes to program services.

For additional financial information, including our audited financial statements, Form 990, and list of contributors visit <http://hungersolutions.org/annualreport>.

#### Board of Directors

Kirstie Foster, President  
Chris Hayhoe, Vice President  
Cassi Johnson, Secretary  
Dan Vollman, Treasurer

#### Staff

Colleen Moriarty, Executive Director  
Sophia Lenarz-Coy, Associate Director  
Aby John, Business Manager

Lydia K. Bjorge  
Ryan Carrigan  
Elaine Cunningham  
Steven Giacalone  
Peg Keenan

Isaac Russell  
Ravi Sripada  
Tom Thompson  
Stacey Vokrot-Mello

Alexandra Andersen  
Development Associate  
Rachel Holmes  
Food HelpLine Associate  
Abbie Tish  
Food HelpLine Associate

Joe Walker  
Program Specialist  
Jill Westfall  
Communications Manager  
Peter Woitock  
Community Organizer



We've been ranked the most efficient civic nonprofit by Minneapolis St. Paul Business Journal 3 years running.



## HUNGER SOLUTIONS

555 Park Street, Suite 400  
St. Paul, Minn. 55103  
651-486-9860  
<http://hungersolutions.org>

